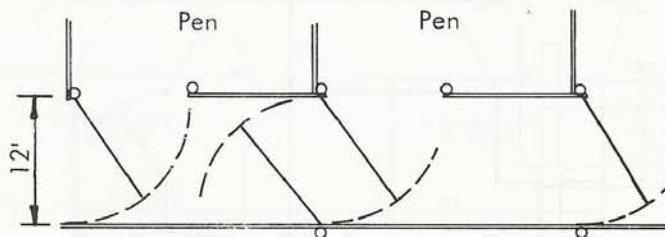


Minimum Working Corral

- Holding Pen**, 20 sq ft per mature animal.
- Crowding Pen**, 150 sq ft or one truckload.
- Working Chute**, 18 to 30 ft long, 26" max. bottom width headgate.
- Loading Chute**, 30" to 42" wide.

Useful Features

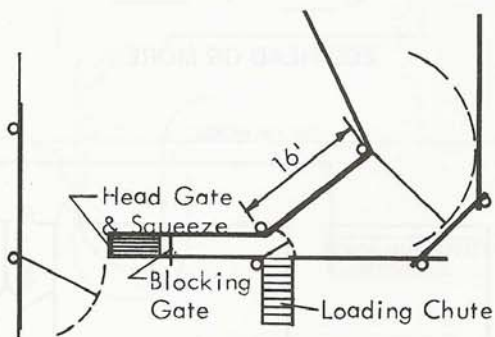
- Additional holding pens.
- Blocking Gates**—prevent crowding at scale, cutting gates, spray area, or squeeze.
- Cutting Gates**—separate animals by weight, age, health, etc.
- Squeeze**—restricts animal more than headgate, for veterinary services; required for branding.
- Scale**—either large platform for truck or stock, or portable, for use in working chute.
- Spray Pen**—8'x30' for one carload; crowding pen may be used or dipping vat.
- Sorting Alley**—10' to 12' wide.
- Provide water in lots for holding cattle overnight.
- Provide for feed and water in one holding pen to be used as bull pen.



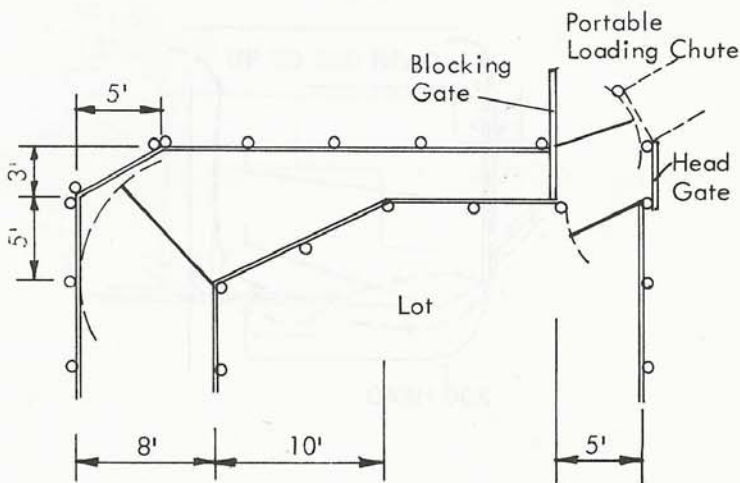
Sorting Alley

With Cross Gates, Can Be Used For Spraying & Holding

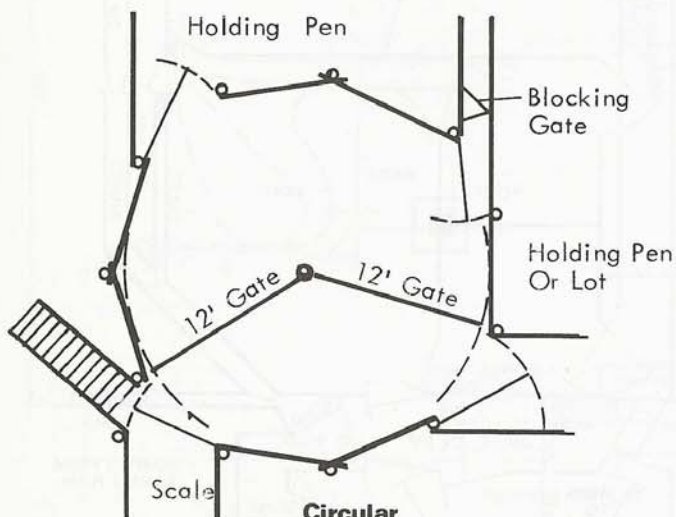
SIMPLE LAYOUTS



Funnel Crowding Pen

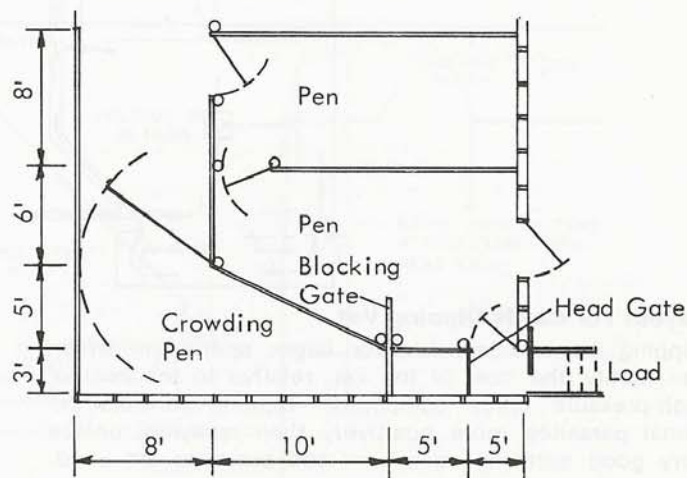


In Lot Corner



Circular

Positive Crowding, More Difficult To Construct, Less Useful For Other Purposes.



In Barn Corner